

HSE Covid 19

Press Briefing

March 4th 2021





Test and Trace Headlines

Over 3,575,835
Lab Tests Completed to Date



1.5 days

Community - median end to end TAT for a not detected result



2.0 days

Community - median end to end for a detected result



108,600+

Total Swabs last week



113,490+

Total number of laboratory tests last week



3,550+

No. of individuals with contact tracing complete in the last week

Note: The above TaT and volume metrics refer to the seven day date range from 24th of February – 2nd of March.

Vaccination administered cumulative to 1st March 2021 - per COVAX System

Total Vaccinations Cumulative to 1st March – **446,474**
[D1 303,550 D2 142,924]

Administered to 1st March - LTRCFs



160,013
Vaccinations

Dose 1	Dose 2
97,088	62,925

Administered to 1st March – FLCW



231,313
Vaccinations

Dose 1	Dose 2
151,327	79,986

Administered to 1st March - 70's & Over



54,691
Vaccinations

Dose 1	Dose 2
54,687	4

*Non coded 457

Vaccination administered 22nd to 28th Feb 2021 - per COVAX System

Total Vaccinations 22nd to 28th February 2021 – **82,291**

Administered 22nd to 28th Feb -
LTRCFs



13,247
Vaccinations

Dose 1	Dose 2
9,582	3,665

Administered 22nd to 28th Feb –
FLCW



31,419
Vaccinations

Dose 1	Dose 2
26,948	4,471

Administered to 22nd 28th Feb
70's & Over



37,279
Vaccinations

Dose 1	Dose 1
37,275	4

*Non coded 346

Vaccination Plan for week commencing 8th – 15th March 2021

Total Vaccinations Planned for 8th to 15th March 2021 - **c84,166**

LTRCFs



11,500
Vaccinations

Dose 1	Dose 2
500 Pfizer	11,000 Pfizer

FHCW



25,666
Vaccinations

Dose 1	Dose 2
25,000 AZ	666 Pfizer

70s & Over



70s & Over – 37,000
Dose 1 Vaccinations

37,000
Pfizer

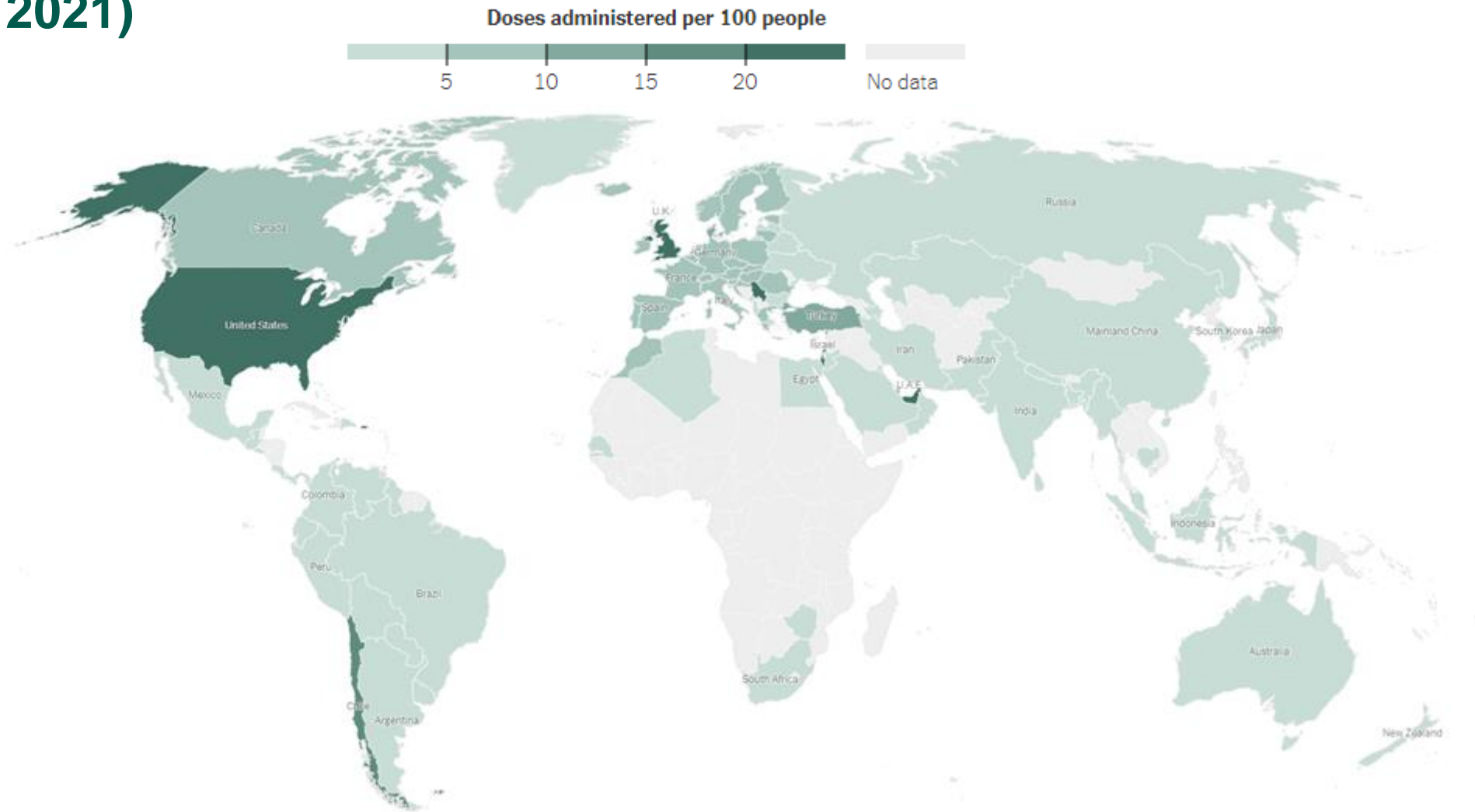
People with underlying conditions at high risk (C4)



Cohort 4 – 10,000
Dose 1 Vaccinations

10,000
AZ

More than 247 million doses have been administered in 108 countries (As of 3rd Mar 2021)

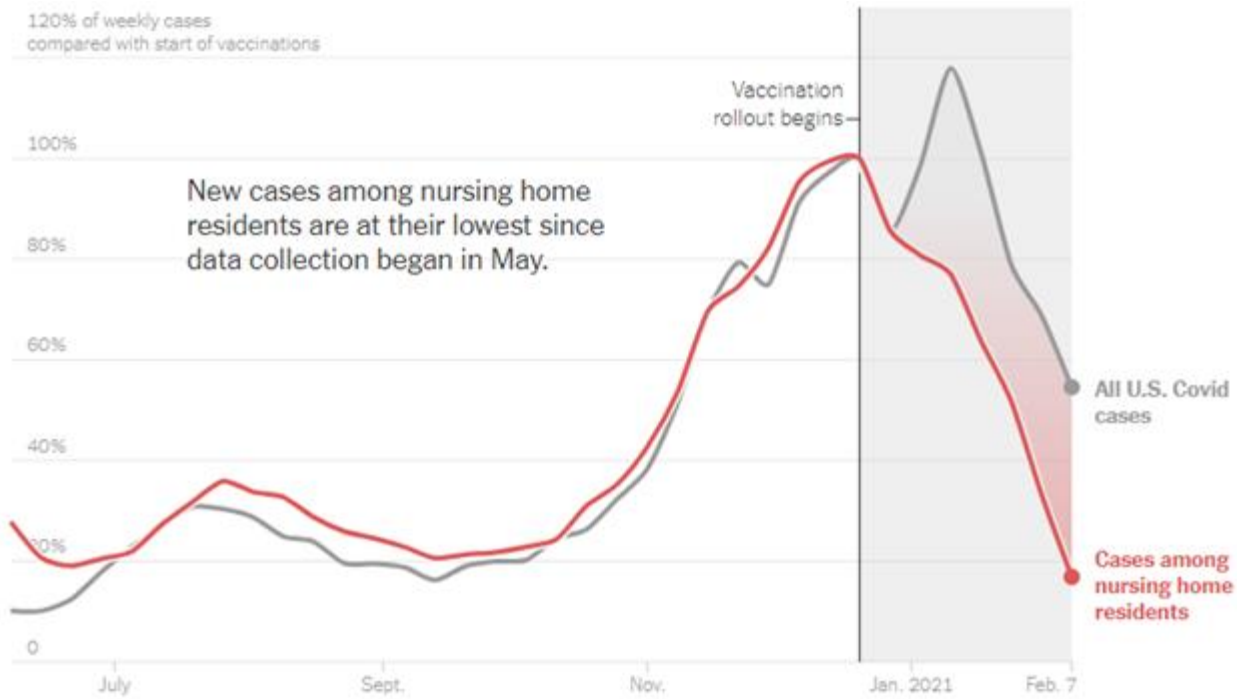


Source: <https://www.nytimes.com/interactive/2021/world/covid-vaccinations-tracker.html>

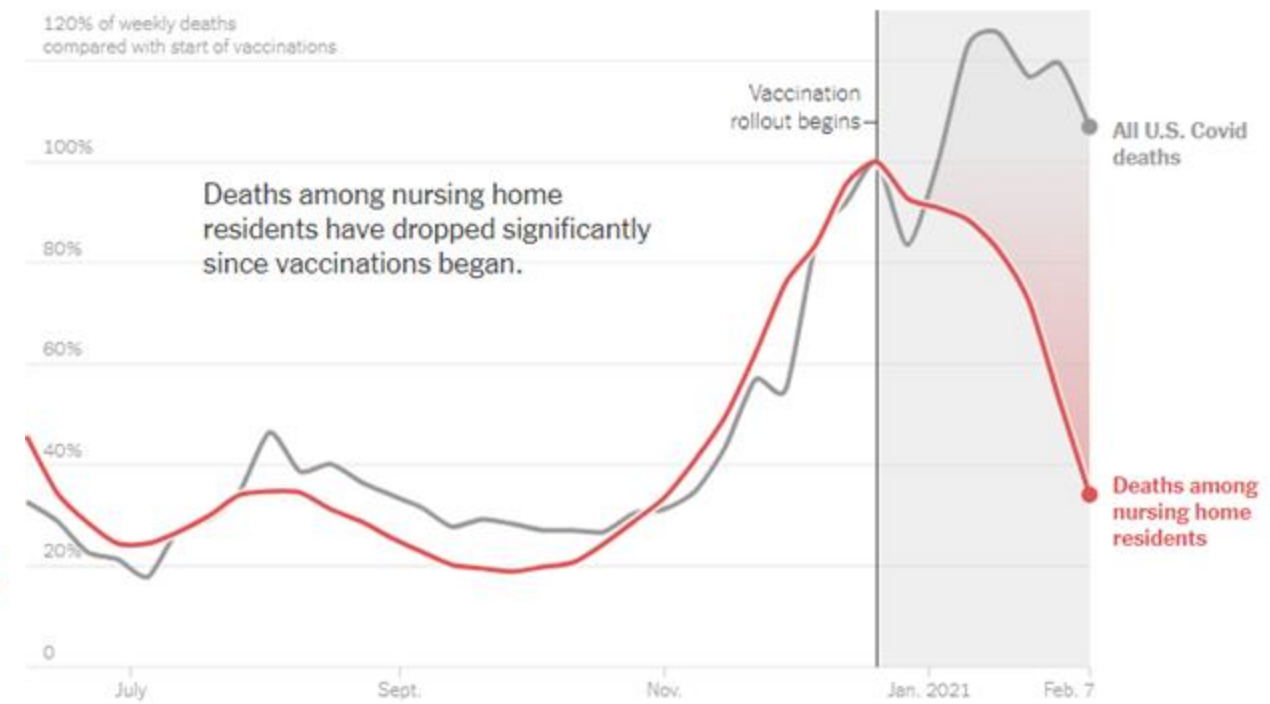
Reduction in deaths & cases in Nursing Home residents in the US after vaccinations

The vaccination programme which started in late December prioritized long-term care facilities. New cases and deaths in nursing homes, a large subset of long-term care facilities, have fallen steeply, outpacing national declines.

Weekly Cases of COVID-19 for people in the US. Nursing Home Residents vs Total Population

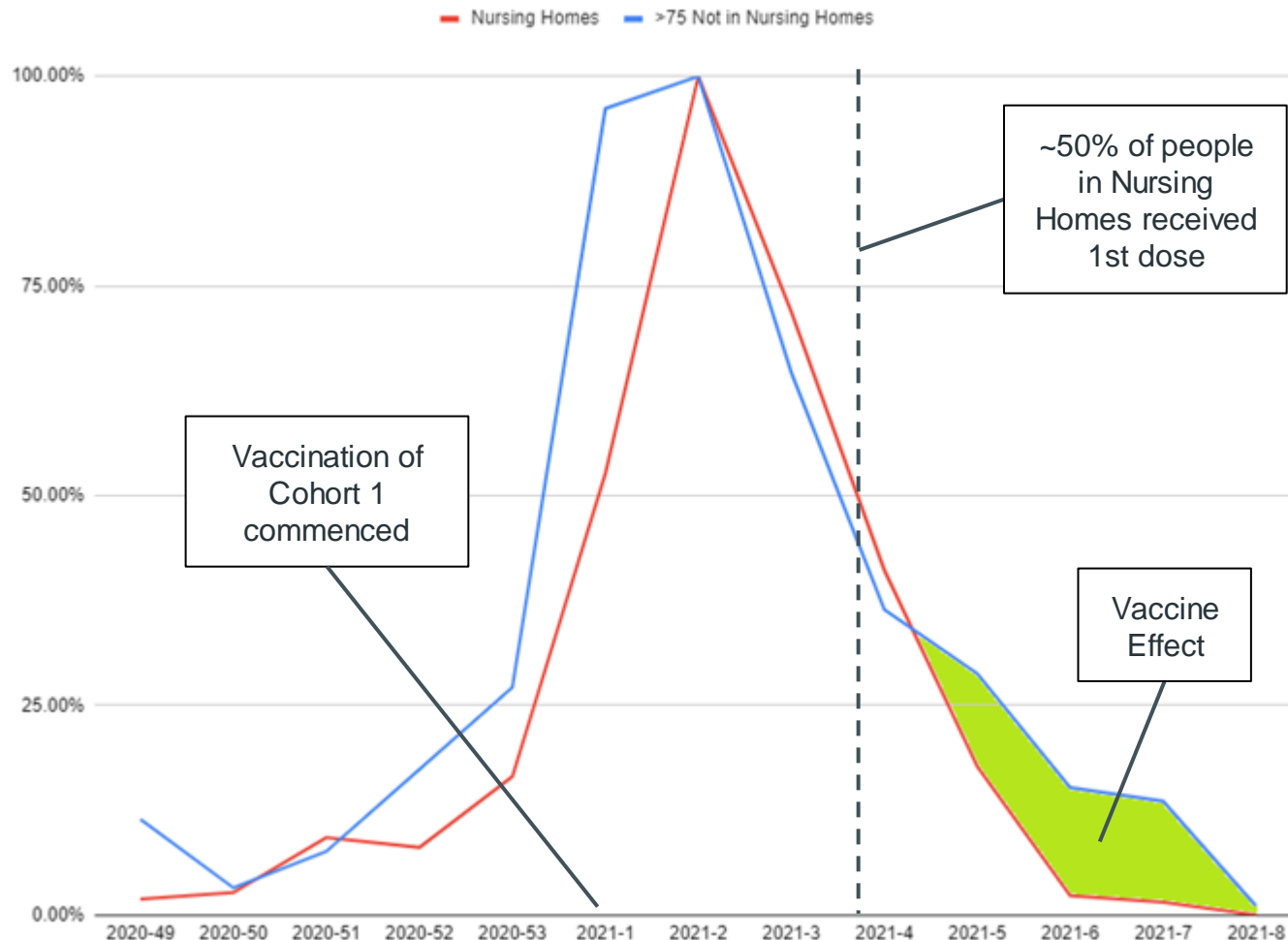


Weekly Deaths due to COVID-19 for people in the US. Nursing Home Residents vs Total Population



Real world effectiveness of the vaccination programme in Nursing Homes in Ireland

Deaths in >75 Not in Nursing homes vs Residents in Nursing Homes as a % of their respective maximum number of deaths (Wk 49 2020 - Wk 8 2021)



Key Notes

- Vaccination of Nursing Home residents began on 4th of January
- 4-5 weeks after the first dose was administered we begin to see a sharper drop in deaths in Nursing Home Residents when compared to >75 outside of Nursing Homes who have not yet received the Vaccine